



Manufacturers of Distinctive Decorative Coatings

# SPECIALISED BUILDING PRODUCTS

A VARIETY OF PRODUCTS FOR BUILDING NEEDS



# EIFS BASECOAT

COATING TO LEVEL OR REPAIR VERTICAL CONCRETE SURFACES & PREPARE POLYSTYRENE WALL PANELS.

EIFS BaseCoat is a special mixture of various admixtures and Ordinary Portland Cement for repair of concrete and masonry, adhering and surfacing of EIFS insulation boards prior to applying Cemcrete’s decorative coatings.

**SUITABLE SURFACES**  
Interior or exterior wall surfaces and polystyrene.

**APPLICATION**  
Trowel-on.

**FINISH**  
Smooth.

**THICKNESS**  
2 - 6mm.

**CURING**  
Leave to dry for 48 hours.

**PACKAGING**  
20kg bag.

**COVERAGE**  
Approximately 3 - 4m² per 20kg if applied at a 3 - 4mm thickness.

**APPEARANCE / COLOUR(S)**  
Grey powder.



Polystyrene panels installed



EIFS BaseCoat being applied onto polystyrene panels



Completed project - EIFS BaseCoat coated with paint

## BENEFITS

- Can be used as a base coat for levelling, patching & filling masonry, concrete & plaster before painting
- Can be used as an adhesive for adhering insulation board (polystyrene) or feature segments onto the interior or exterior of buildings
- Can be used as a leveller & filler for masonry, concrete or plaster surfaces

# BASECOAT PASTE

COATING TO LEVEL / REPAIR CONCRETE SURFACES & PREPARE POLYSTYRENE

BaseCoat Paste is a special mixture of adhesives, fillers & plasticisers for mixing with ordinary Portland cement to obtain a controlled mixture for repair of concrete & masonry, & attaching & subsequent surfacing of polystyrene insulation boards prior to painting or finishing. Steel reinforcing such as square tubing, steel bars, etc may be incorporated into the polystyrene (eg: underneath) to give extra support for large objects that will be subjected to higher weight loadings

**SUITABLE SURFACES**  
Suitable surfaces Interior & exterior wall surfaces, including polystyrene and certain foams or such.

**APPLICATION**  
Trowel-on.

**FINISH**  
Smooth.

**THICKNESS**  
3 - 6mm.

**CURING**  
Leave to dry for 48 hours.

**PACKAGING**  
5kg and 25kg containers.

**COVERAGE**  
Approximately 9 -10m² per 25kg if applied at 3 - 6mm thickness.

**APPEARANCE / COLOUR(S)**  
Opaque sandy colour.



Polystyrene structure to be coated



BaseCoat Paste & Glass Fibre Mesh application



Completed polystyrene block coated with CemCote Skimmed & Sealers

## BENEFITS

- Base coat for levelling, patching & filling masonry, concrete & plaster before painting
- Adhesive for pasting insulation board (polystyrene) or feature segments onto the interior or exterior of buildings
- Ideal for preparing polystyrene objects for over-coating with a decorative finish to create 3D artistic pieces or furniture.



# 01. CONCRETE PRIMER

## MODIFIED LIQUID CEMENT PRIMER

Concrete Primer equalises the suction of a cement substrate by reducing the substrate’s porosity, & ensures a good bond for subsequent products to be applied. To be used on wood floated (rough) & porous surfaces, ensuring a good bond onto the substrate. Dense, impervious surfaces should be ground to expose the surface pores & to create a relatively flat & level surface.

SUITABLE SURFACES Wood floated (rough) & porous floor surfaces.	PACKAGING Supplied in 1, 5 & 20 litre containers.
APPLICATION Brush-on, sponge-on or roll-on.	COVERAGE Varies depending on the surface porosity, but is approximately 5m² per litre.
CURING Needs to air cure for at least 12 hours.	APPEARANCE / COLOUR(S) Milky white liquid.



# 02. PRIMERCOTE

## TOUGH ADHESIVE FOR NEW SCREEDS

Specially designed textured substrate coating used in combination with Cemcrete’s FlexBond to bond new screeds to existing surfaces.

SUITABLE SURFACES Interior & exterior concrete surfaces.	PACKAGING 5 & 20kg containers.
APPLICATION Brush-on.	COVERAGE Approximately 10 - 15m² per 5kg container. Can vary depending on the porosity and texture of the surface.
CURING Initial set: 45 - 60 minutes depending on temperatures.	APPEARANCE / COLOUR(S) Grey powder.
THICKNESS Minimum thickness at application: 0.8 - 1mm as a slush coat. Maximum thickness at application: 5mm as filler mixed to a paste consistency.	

# 03. FLEXBOND

## LATEX-BASED LIQUID ADMIXTURE (CONCENTRATE)

FlexBond replaces some or all of the water in cement mixes to improve bond, waterproofing, flexural, tensile & abrasive strengths, adhesion, thin film hardness, weak acid resistance, adhesion to asphalt & reduce drying shrinkage. It can be used to waterproof water-containing structures. And used in conjunction with textiles & membranes for cracks & joints in structures.

PURPOSE Replaces the water in cement mixtures.	PACKAGING 1, 5 & 20 litre containers.
APPLICATION Add to cement mixtures.	COVERAGE Dependant on what it’s mixed with. See datasheet for more information.
CURING Needs to air cure for at least 12 hours when mixed with cement.	APPEARANCE / COLOUR(S) Milky white liquid.



- BENEFITS
- Compatible with Portland cement, High Alumina cement, lime & sand
  - Offers exceptional adhesion for various applications
  - Non-flammable
  - Unaffected by damp conditions; mixtures may be applied to damp surfaces
  - Improves freeze / thaw resistance of cement mixes
  - Improves chemical resistance
  - Sold undiluted, therefore offering a more economical choice
  - Offers colour enhancement & pool chemical resistance when added to PoolCrete
  - FlexBond has multiple uses – speak to a Cemcrete representative for more information



# RELEASE AGENT

## PIGMENTED POWDER RELEASE AGENT

To be used in conjunction with Colour Hardener to provide colour contrast & ensure that the mould releases cleanly when imprinting the surface of Colour Hardener. It may also be used in conjunction with many other decorative coatings from Cemcrete, when imprinting is done.

**SUITABLE SURFACE**  
Colour Hardener, DecoCrete, SatinCrete, RenoCrete; use with imprinting mats.






**APPLICATION**  
Dry shake.

**CURING**  
After application Release Agent should be left on the imprinted surface for at least 72 hours to set. Thereafter rinse with clean water to remove excess material.

**PACKAGING**  
5 & 15kg containers.

**COVERAGE**  
Approximately 300g/m²

**APPEARANCE / COLOUR(S)**  
Coloured powder.



- 01. Dust Release Agent onto the imprint mat.. This will ensure that the mat doesn't stick to the surface. Place the mat carefully onto the surface. Stamp the imprint mat to transfer the texture onto the surface.
- 02. Remove the imprint mat carefully. After 3 days wash surface to remove excess Release Agent.
- 03. Finished sealed floor.



# COLOURCEM

## COLOURED PIGMENT CEMENT

A milled blend of white or grey Portland cement and selected compatible pigments. Strengths are like those of Portland cement, but if dark shades are required, up to 10% more ColourCem should be used for a given strength.







**SUITABLE SURFACES**  
Countertop Mix, TexCrete, TexCrete Lite & SculptCrete  
Concrete blocks, concrete interlocking paving stones, paving slabs, terrazzo, coloured plaster, coloured mortar & pointing mortars

**APPLICATION**  
Mix in with powder

**COVERAGE**  
Tests should be done to ensure desired results

**PACKAGING**  
1 & 25kg containers

**BENEFITS**  
To achieve integrally coloured concrete, plaster, mortar or pre-cast concrete. ColourCem is a quality product, but its proper use involves care and dedication on-site or in the precast factory.



# MORTAR MIX

## WHITE & COLOURED MASONRY MORTAR

Mortar Mix comprises of white cement, graded sand & additives to give an attractive, high bond strength, waterproof joint for brick & blockwork. It has high-water retention for workability & plasticity.

<b>SUITABLE SURFACES</b> Joint for brick and blockwork.	<b>THICKNESS</b> 10mm.
<b>APPLICATION</b> Brick trowel and pointing tool.	<b>PACKAGING</b> 40kg bags.
<b>FINISH</b> Smooth or textured.	<b>COVERAGE</b> For 10mm joints approximately 0.8 - 1m <sup>2</sup> of 112mm brickwork per 40kg bag of Mortar Mix.
<b>CURING</b> Damp the wall surface with clean water during the day following placing for increased hardness, waterproofness & durability of the mortar joints.	<b>APPEARANCE / COLOUR(S)</b> Pigmented powder. Custom colours can be made on request.



Colours matched to complement



**Mortar Mix White**  
The colours depicted are a guide only and Cemcrete recommends choosing colours from an actual on-site sample.

### BENEFITS

- Especially advantageous where consistency of colours, strength & quality are of importance
- Good water retention gives improved bond & bleeding characteristics
- Can be manufactured to SABS class 1, 2 and 3 specifications & most colours as required

# CEMBOND

## NON-HAZARDOUS POLYMER-BASED RESIN (CONCENTRATE)

CemBond contains resin with exceptional adhesive qualities. It has been proven over the past couple of decades to be a reliable general-purpose adhesive for the building & decorative industry. It dispenses the need for hacking when plastering, tiling or painting onto smooth or friable surfaces. It can be used as an adhesive, a bonding liquid for friable surfaces, as a primer for PVA & acrylic paints, as a cement additive to improve adhesion, mixed with cement as a crack filler and mixed with propriety crack fillers to limit ghosting of filled spots when over coating with paint. It can be used in plaster mixes to improve the strength & integrity of the plaster & is invaluable for improving the adhesion of cement based decorative coatings to difficult surfaces.

<b>SUITABLE SURFACES</b> Dry stack brickwork, breeze blocks, stock & face bricks, concrete, hard & clean bag wash, scratch plaster, previously painted surfaces, tiles etc.
<b>FINISH</b> Translucent when dry.
<b>APPLICATION</b> Brush-on, sponge-on or roll-on.
<b>CURING</b> Bonding time: ± 1 hour. Initial set: ± 4 hours depending on weather. Needs to air cure for at least 12 hours.
<b>PACKAGING</b> 1, 5 & 20 litre containers.
<b>COVERAGE</b> 30m <sup>2</sup> /litre of concentrated CemBond mixed 1:5 with water per coat, depending on surface porosity.
<b>APPEARANCE / COLOUR(S)</b> Milky white liquid.



CEMBOND as cement additive

# CRETEBOND

## UV STABLE ADMIXTURE (CONCENTRATE)

CreteBond replaces some of the water in cement mixtures to improve adhesion, abrasion resistance, waterproofing and substrate permeability.

<b>SUITABLE SURFACES</b> Replace the water in cement mixtures.	<b>PACKAGING</b> 1, 5 & 20 litre containers.
<b>FINISH</b> Translucent when dry.	<b>COVERAGE</b> Depends on what it is mixed with, see datasheet for more information
<b>APPLICATION</b> Add to cement mixtures.	<b>APPEARANCE / COLOUR(S)</b> Milky white liquid.
<b>CURING</b> 24 hours.	



# ELASTOBOND

## FLEXIBLE BONDING LIQUID

ElastoBond is a liquid polymer to be mixed with cement based mixtures / matrices to create a tough, flexible, UV resistant waterproofing membrane.

**SUITABLE SURFACES**  
Light trafficked rooftops, walkways and decks. In these areas occasional foot traffic is permitted. Planter boxes, retaining walls & basements NOT subjected to rising damp. Bathrooms, shower recesses, laundries, & all wet areas requiring a tiled finish. Swimming pools & wading pools when covered with tiles or decorative toppings. Water containment areas such as water features, ponds & fountains. Roofs, walls & floors, over concrete, cement render, marine plywood, metal, pre-cleaned galvanized iron, fibre cement sheets & exterior grade plasterboard.

**APPLICATION**  
Brush-on.

**CURING**  
Usually within 24 - 36 hours, depending on humidity, ambient temperatures & surface porosity. The ElastoBond mixture dries by reaction between powder & liquid, moisture evaporation & absorption into the substrate, so allow longer for surfaces with low porosity. Allow ElastoBond mixture to cure before subjecting the floor to light foot traffic (at least 24 hours). Do not use showers for at least 72 hours after application of ElastoBond mixture; this ensures application is thoroughly cured.

**PACKAGING**  
1, 5 & 20 litre containers.

**COVERAGE**  
Coverage is approximately 10m² per 20 litres of ElastoBond mixed with 20 litres MatCrete at 2 - 3mm cured film thickness. This is also dependant on the amount & type of membrane used in the application.

**APPEARANCE / COLOUR(S)**  
White liquid which dries clear.



### BENEFITS

- Applied by brush, ElastoBond & MatCrete mixture possesses excellent flexibility, crack bridging properties and UV resistance which allows it to be left exposed & subjected to light foot traffic.
- Excellent flexibility & crack bridging properties
- UV resistant

# SUPERSCREED

## THIN HIGH-STRENGTH SCREED

A 10 - 20mm high-strength, shrinkage compensated granolithic type screed mix.

**SUITABLE SURFACES**  
New concrete, & old concrete surfaces that are at least 28 days old. Appropriate surface preparation is essential.

**APPLICATION**  
Wood float or steel trowel.

**FINISH**  
Steel trowel to a smooth finish, or textured, stamped or rolled to obtain different tiled or paved effects.


**THICKNESS**  
10 - 20 mm.

**CURING**  
Cure the floor with a fine mist spray for the next 3 days to ensure limited water loss Final cure after 28 days.

**PACKAGING**  
40kg bags.

**COVERAGE**  
Approximately 0.9m² when applied at 10mm thick.

**APPEARANCE / COLOUR(S)**  
Grey.



### BENEFITS

- Can be used where height restrictions do not allow for a standard screed
- Can be used in conjunction with Colour Hardener to achieve a coloured cement floor finish
- Can be used for rectifying imperfections in floor surfaces
- To provide a suitable surface for micro coatings (CreteCote), tiles, carpets and wooden flooring
- Supplied in a single bag (cement component bagged separately in the same bag)





# DIRECT TO METAL

## NEW OR WEATHERED METAL PAINT

Direct-to-Metal Primer & Topcoat is a high-performance metal primer & topcoat with anti-corrosive pigments that binds the existing rust & forms a barrier to any future rust developing while providing an attractive protective & decorative weatherproof finish.

<b>SUITABLE SURFACES</b> Suitable for domestic, industrial and automotive uses, including priming of industrial steel framing, farm implements, tanks, roofs, handrails, window & door frames.	<b>THICKNESS</b> 80 - 100 micron.
<b>FINISH</b> Matt.	<b>PACKAGING</b> 5 & 20 litre containers.
<b>APPLICATION</b> Brush-on, roll-on or spray-on.	<b>COVERAGE</b> 8 - 10m <sup>2</sup> per litre per coat. Applied in a 2 coat application. Coverage will vary depending on the porosity of the surface.
<b>CURING</b> 12 hours.	



- BENEFITS**
- Anti-corrosive pigments that prevent development of rust
  - Can be applied over existing rust
  - Attractive finish & available in a range of colours
  - One product that is used as the primer & top coat

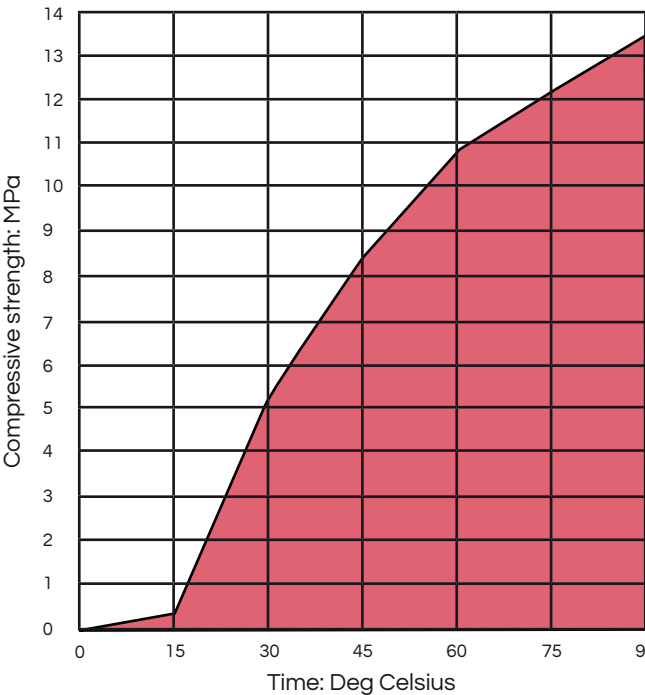
# ANCHOR GROUT

## QUICK SETTING GROUT

A high-speed grout for use underground in mines, bolt-holes or any area where quick setting and high early strength is of utmost importance.

<b>SUITABLE SURFACES</b> Underground in mines, bolt-holes or any area where quick setting and high early strength is of utmost importance.	<b>PACKAGING</b> 20kg bags.
<b>APPLICATION</b> pouring	<b>COVERAGE</b> See datasheet for more information
<b>CURING</b> Ready for normal loading in 90 minutes from pouring 90 minutes - 13.5 MPa 1 day - 18.7 MPa 2 days - 23.1 MPa 7 days - 26.3 MPa 28 days - 28.3 MPa	<b>APPEARANCE / COLOUR(S)</b> Grey


- BENEFITS**
- Self-levelling properties for easy placing
  - Quick setting
  - Early strength – ready for normal loading in 90 minutes





# MEMBRANES

THIN PLIABLE SHEETS OF MATERIAL FORMING A BARRIER OR LINING




**CEMFORCE**

**DESCRIPTION**  
Open-textured reinforcing 4mm x 4mm mesh fabric, made of polypropylene strands and fibres.

**USES**  
Designed for use with cement matrices, it is completely inert to the alkalinity of cement and has an extended fibrous interface area with which the cement matrix can interact and mechanically bond. The Cemcrete mixes are specially formulated to form part of the CemForce, similar to fibre glass and resin.

**PACKAGING**  
Available in 1m widths and any length.




**CEMLAM**

**DESCRIPTION**  
Lightly woven polypropylene tape with a 4mm x 4mm mesh fabric made of polypropylene strands and fibres, laminated by hot extrusion to form a tough, waterproof substrate.

**USES**  
It is totally resistant to the alkalinity of cement and offers extended fibrous interface on the strands with which the cement matrix can mechanically bond. The cement matrix is specially formulated to form part of the CemLam to act like fibre glass and resin.

**PACKAGING**  
Available in 1.6m widths and any length.



**GLASS FIBRE MESH**

**DESCRIPTION**  
A treated glass fibre mesh used exclusively with BaseCoat onto polystyrene surfaces as part of the Exterior Insulation Finishing System (EIFS).

**USES**  
It is alkaline resistant and improves impact resistance and firmness in conjunction with thin skim plasters.

**PACKAGING**  
Available in 1m widths and any length. Available in 5 or 10mm mesh gaps



**POLYPROPYLENE MEMBRANE**

**DESCRIPTION**  
A geotextile which has a random arrangement of fibres ensuring uniform strength and flexibility in all directions.

**USES**  
It's alkali resistant properties enable it to be used in conjunction with Portland cement-based slurries in water containing structures to seal over cracks and joints. Used in conjunction with MatCrete to waterproof parapet walls and in conjunction with Permastop or FlexBond cement slurries for waterproofing reservoirs, etc.

**PACKAGING**  
Available in m² or cut in 10m x 10cm, 10m x 20cm or 10m x 30cm strips.

# EXTERIOR CRACK FILLER

TOUGH WATERPROOF CRACK FILLER

A very tough waterproof filler based on special thermoplastic resins & fillers. Softens slightly with increase in temperature, thereby relaxing the tension in the crack.

<b>SUITABLE SURFACES</b> Fills cracks, gaps around doors, window frames, light switches, knot holes, wood grain, nail holes etc. Adheres to cement plaster, gypsum plaster & timber.	<b>PACKAGING</b> 1.5 & 7.5kg containers.
<b>APPLICATION</b> Trowel-on.	<b>COVERAGE</b> Depends on width & depth of joint. Average 5m² per kg.
<b>CURING</b> 12 hours.	<b>APPEARANCE / COLOUR(S)</b> White.
<b>THICKNESS</b> 1 - 10mm.	



Surfaces to be filled must be clean, hard and dry

1



Fill cracks and holes using a paint scraper, putty knife or trowel

2



Allow to dry and harden for two hours & sandpaper level

3

- BENEFITS**
- Adheres to cement plaster, gypsum plaster and timbe
  - Tough & waterproof
  - Ready to use



# 01. CONCRETE HARDENER

## SURFACE TREATMENT FOR POROUS CONCRETE

# SEALERS

## PROTECTIVE BARRIERS FOR DECORATIVE COATINGS

A clear ready-to-use chemical compound which, on being applied to the floor, is absorbed into the concrete pores & reacts with the calcium salts effectively making the concrete surface denser & considerably less porous. For improving the hardness & denseness of concrete & reducing its permeability. This cuts down dusting, improved resistance to staining from oils & other spillages & provides a harder wearing surface.

- SUITABLE SURFACES**  
Interior & exterior concrete floors.

**FINISH**  
Densifies the substrate & restricts dusting; does not alter the appearance; dries transparent.

**APPLICATION**  
Brush-on or roll-on. Two coats are usually sufficient, but a third might be required if the concrete is very porous.
- CURING**  
Allow 1 day between coats.

**PACKAGING**  
5 & 25 litre containers.

**COVERAGE**  
Approximately 6m<sup>2</sup> / litre / coat; depends upon the suction & texture of the surface.



# 02. SUPASTRIP GEL

## CHEMICAL-BASED GEL PAINT & SEALER REMOVER

Fast-acting stripper of all decorative & many industrial coatings. To soften & release adhesion of solvent based protective coatings such as paints, sealers, lacquers, polyurethane & polyaspartic sealers etc. & to allow for removal & disposal of these.

- SUITABLE SURFACES**  
Varnished / sealed concrete, plaster, cement tiles, fired clay, etc (refer to datasheet for full list).

**APPLICATION**  
Brush-on.

**PACKAGING**  
1L, 5L & 20L containers.
- COVERAGE**  
For stripping paint 3m<sup>2</sup> per litre  
For stripping sealers 1.5m<sup>2</sup> per litre  
Note: It depends what paint or sealer was used as well as how many coats need to be stripped.

**APPEARANCE / COLOUR(S)**  
Opaque.

Protecting cement walls with a good quality Cemcrete sealer is crucial & not only makes the surface easier to clean, it offers other benefits as well, such as enriching the colour intensity of the overlay, blocking the penetration of stains, & improving water repellency & abrasion resistance.

- SEALER PRIMER**  
ACRYLIC CO-POLYMER (WATER-BASED)

**FINISH**  
White - dries transparent.

**CURING**  
Initial set: Solvents evaporate after 2 days plus.  
Final cure: 14 days.

**PACKAGING**  
1, 5 & 20 litre containers.

**COVERAGE**  
Approximately 5 - 6m<sup>2</sup> per litre per coat.
- CRETESEAL WATER-BASED SEALER**  
POLYURETHANE ACRYLIC SEALER

**FINISH**  
Transparent Satin Sheen.

**CURING**  
Initial set: 6 to 8 hours. Final cure: 7 to 10 days.

**PACKAGING**  
1, 5 & 20 litre containers.

**COVERAGE**  
First Coat: Approximately 8 - 10m<sup>2</sup>/ litre.  
Subsequent Coats: Approximately 10 - 12m<sup>2</sup>/litre.
- MULTIPURPOSE SOLVENT-BASED SEALER**  
SOLVENT-BASED ACRYLIC SEALER

**FINISH**  
Transparent Gloss or Matt finish.

**CURING**  
Initial set: 2 to 3 hours depending on weather.  
Final cure: 7 days.

**PACKAGING**  
1, 5 & 25 litre containers (Matt only available in 1 & 5 litre).

**COVERAGE**  
First Coat: Approximately 4 - 8m<sup>2</sup> per litre per coat.  
Subsequent Coats: should require less sealer than first coat.
- MULTIPURPOSE WATER-BASED SEALER**  
NON-YELLOWING CLEAR POLYMER SEALER

**FINISH**  
Transparent Gloss or Super Matt.

**CURING**  
Initial set: 4 hours.  
Final cure: 3 days.

**PACKAGING**  
1, 5 & 20 litre containers.

**COVERAGE**  
Approximately 5 - 6m<sup>2</sup> per litre per coat.

- SILICONSEAL SOLVENT-BASED SEALER**  
PENETRATIVE WATERPROOFING SYSTEM

**FINISH**  
No colour or sheen effect on surface.

**CURING**  
Initial set: Solvents evaporate after 2 days plus.  
Final cure: 22 days.

**PACKAGING**  
1, 5 & 25 litre containers.

**COVERAGE**  
Face bricks - 6m<sup>2</sup>/litre.  
Porous bricks - 3m<sup>2</sup>/litre.  
Concrete - 4m<sup>2</sup>/litre.
- SILICONSEAL WATER-BASED SEALER**  
PENETRATIVE WATERPROOFING SYSTEM

**FINISH**  
Milky white liquid which dries clear.

**CURING**  
Initial set: Evaporate after 2 days plus.  
Final cure: 14 days.

**PACKAGING**  
1, 5 & 20 litre containers.

**COVERAGE**  
Face bricks - 6m<sup>2</sup>/litre.  
Porous bricks - 3m<sup>2</sup>/litre.  
Concrete - 4m<sup>2</sup>/litre.

- SLIP RESISTANT ADDITIVE**  
FINE WHITE GRANULES

**FINISH**  
May leave a slight opaque sheen on darker surfaces.

**PACKAGING**  
90g's (enough for 5 litre).



0860 CEMCRETE

info@cemcrete.co.za

www.cemcrete.co.za



## HEAD OFFICE

Showroom & Warehouse  
8 Telford Street  
Industria  
(011) 474 2415  
info@cemcrete.co.za

## GAUTENG

Johannesburg Showroom  
227 Jan Smuts Avenue  
Parktown North  
(011) 447 3149  
jsa@cemcrete.co.za

## Centurion Showroom & Warehouse

15 Coachmen's Park  
26 Jakaranda Street  
Centurion  
(012) 653 6808  
pretoria@cemcrete.co.za

## CAPE TOWN

Showroom & Warehouse  
Unit 3 Eagle Park  
cnr Bosmansdam & Omuramba Roads  
Montague Gardens  
(021) 555 1034  
cape@cemcrete.co.za

We have distributors both nationally and internationally. Contact us to locate your nearest retailer or contractor.

**CEMCRETE®**

Manufacturers of Distinctive Decorative Coatings

Creating distinctive cement finishes  
as *unique* as you are.